




CANOE · KAYAK · SUP · RAFT · RESCUE

SAFETY SERIES

www.americancanoe.org

COMMUNICATIONS




1. MEANS OF COMMUNICATION

Have a reliable means of communication, such as a waterproofed cell phone or VHF radio.

2. WHISTLE

Always have a whistle attached to your life jacket.



3. LIGHT SOURCE

Have a waterproof flashlight.


4. PADDLE SIGNS

Always review hand and paddle signals with your group, before launching.




5. STAY IN RANGE

Always stay within communication range of those you are with (sight and/or ear shot).



6. DEVICES IN WORKING ORDER

Always keep your communication devices in good working order and readily available.



Produced under a grant from the Sport Fish Restoration and Boating Trust Fund, administered by the U.S. Coast Guard.