



ACA Leadership Pathway Q & A

March 2025



Leader Track

Certified to lead day trips in a range of environments.

ACA Leadership Pathway

With this pathway, we welcome a broader community into the ACA Learning Ecosystem

Guide Track

Certified to guide multi-day trips and expeditions



Track Overviews

Flexible offerings for growth and advancement.

Leader Track

Elevates Existing ACA Trip Leader Programs

Advanced Paddlesport Leader

Trip leader program aimed L4+L5 skill assessed leaders. Multi-craft, Environment Certified for day trips.

Paddlesport Leader

Trip leader program aimed at L2+L3 skill assessed leaders. Multi-craft, Environment Certified for day trips.

Community Paddlesport Leader

Expanded Community Paddlesport Leader focused on L1+L2.

Guide Track

New ACA Offerings

Advanced Paddlesport Guide

Multi-craft, Environment Certified for longer expeditions and skills required to address the conditions that accompany expeditions.

Paddlesport Guide

Multi-craft, Environment Certified for multi-day trips and skills required to address the conditions that accompany overnight and multi-day.

Standard Course Format

Length of Training

“Training” - LDW
“Exam” - LCE
Combined - LCW

Advanced
Paddlesports
Guide Course

8 days
7 days
6 days
5 days
4 days
3 days
2 days
1 day

Community
Paddlesport
Leader Course

Paddlesport
Leader Course

Advanced Paddlesport
Leader Course

Paddlesports
Guide Course

Exam

Exam

Exam

Exam

Training

Training

Exam

Training

Training

Training

Curriculum Scaling from Offering to Offering

Community Paddlesport Leader Course

- **2 day course, 1.5 days of training, .5 of exam.**
- **Foundational** curriculum.
- Practice scenarios provided for **estimated two scenario sessions** on the water.

Paddlesport Leader Course

- **3 day course, 2 days of training, 1 of exam.**
- Examples/case study/language adapts to higher skill level.
- Content and examples adapt to environment (coastal/river)
- **Additional safety and navigation guidance.**
- Practice scenarios provided for **estimated four practice sessions** on the water.

Advanced Paddlesport Leader Course

- **4 day course, 2.5 days of training, 1.5 of exam.**
- Examples/case study/language adapts to higher skill level.
- **Content and examples adapt to high skill level and more advanced environment (coastal/river)**
- **More time and guidance on basic skills instruction.**
- **More complex safety and navigation guidance.**
- Practice scenarios provided for **estimated five practice sessions** on the water.

Paddlesport Guide Course

- **5 day course, 3 days of training, 2 of exam.**
- Examples/case study/language adapts to higher skill level, specific environment and **multi-day scenarios.**
- **Additional curriculum emphasis on communication and group management.**
- **Add'l content on Paddlesport campcraft, wilderness and wildlife, weather, navigation, safety, and evacuation guidance.**
- More time and guidance on basic skills instruction.
- Practice scenarios provided for **estimated six practice sessions** on the water.

Advanced Paddlesports Guide Course

- **7 day course, 4 days of training, 3 of exam.**
- Examples/case study/language adapts to most advanced skill level, specific environment and **long, remote expeditions.**
- **Advanced Paddlesport campcraft, wilderness and wildlife, weather, navigation, safety, and evacuation guidance.**
- More time and guidance on **more advanced** skills instruction.
- Practice scenarios provided for estimated **eight practice sessions** on the water.




Resources






Leadership Overviews

High level marketing overviews that present the value of the offerings from the prospective leader vantage point.



Leadership Criteria Docs

Assists in seeing a high level of what is taught, requirements, and other mechanics of the program for both leaders and instructors.



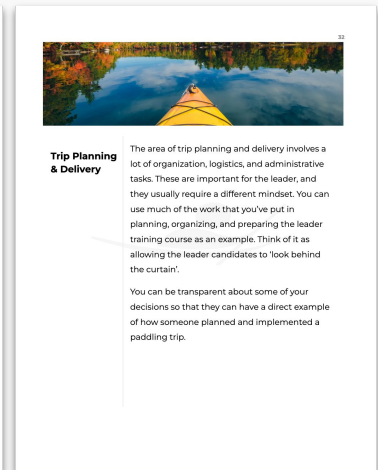



FAQ

Initial direction on key questions + more in depth topics pertaining to the offerings.

Trainer Workbooks

Full curriculum overviews that provide trainers with content they can use to train leaders, including:

- Learning methods.
- Leadership, communication and decision-making models.
- Considerations for personal paddling skills.
- Trip planning approaches and tips.
- Trip management approaches.
- Topical modules (safety and rescue, equipment, weather/environment, navigation, etc)



Candidate Course Workbooks

Candidate facing workbook with supporting content to review and reflect as they experience their program (50+ pages):

- Learning methods.
- Leadership, communication and decision-making models.
- Considerations for personal paddling skills.
- Trip planning approaches and tips.
- Trip management approaches.
- Topical modules (safety and rescue, navigation, equipment, weather/environment, etc).



Candidate Course Workbook

Reflection: What areas do you think will be critical for you to check in on to track your progress?

Reflection: After this program, what kinds of trips are you hoping to lead?



Purpose

The **Trainer Course Workbook** is a resource to present guidance and direction for delivering a leader certification course.



There is a companion *Candidate Course Workbook* for the leader candidates. This workbook is designed to provide you with methods of delivery, training exercises, details on course content, and delivering the exam.



Candidate Course Packet Template

A template that trainers can use to provide a syllabus/schedule to their leader candidates. This is meant to be a template they can adapt.

- Requirements.
- Pre-course activities and prep.
- Course agenda template.



Coastal Leader Certification Course

Welcome to the Coastal Leader Certification Course (LCC). This course is designed to equip you with the trip planning and leadership skills to provide safe and enjoyable day trips on lakes, non-technical rivers and coastlines. You will learn to lead paddlers that are using a variety of paddlecraft, with a focus on developing the competencies necessary to lead groups on trips that may progress beyond sheltered waterways.


We look forward to supporting you in your journey as a leader - creating fun, meaningful, and safe paddling trips for those you lead.

This course will be led by [Trainer Name], a [Trainer Qualification] and [Trainer Name], a [Trainer Qualification].

The packet helps provide information to leader candidates about the Coastal Leader Certification Course so that you're ready to hit the ground running during the course. It will cover the content and curriculum of the course, tentative schedule, details on criteria and standards for the leader exam, pre-course study items, reminders for candidates, and resources to use. While this packet is intended to provide information on all of the details pertaining to the certification course, please feel free to contact with questions about course content and logistics.

Table of Contents

- Course Format
- Learning & Performance Expectations
- Logistics & Schedule
- Pre-Course Learning
- Appendix



Day One - DATE	Arrival at Course Base no later than 0800	8:30 AM - Overview & Introductions Coaching Process AM Session (On Water) Lunch Practice Student Session 1 (Half Day) Dinner Trainer-Led Evening Session
Day Two - DATE	Start Time & Location will be discussed at the end of Day One	AM - Constructing Assessment Exercises 2-4 PM - Candidate Lead Navigation Session 4PM - Prep Time for Day 3 Session 7PM - Candidate Lead Night Navigation Session
Day Three: DATE	Start Time & Location will be discussed at the end of Day Two	AM - Coaching Process AM Session 10 AM to 4 PM - Practice Student Session Trainer Led Evening Session

Leader Checklist

Before LCC	During LCC	After LCC
<ul style="list-style-type: none">Payment completionMedical History FormWaiver & Assumption of RiskPre-course WorkbookSelf-assess to Leader CriteriaACA MembershipCreate CMS Profile & Complete ACA waiver	<ul style="list-style-type: none">Self-assess to Leader CriteriaComplete Course WorkbookTake lots of notesUpload copies of FA & CPM to CMSACA Leader ResourcesEnjoy and engage in the course.	<ul style="list-style-type: none">Self-assess to Leader CriteriaFeedback for trainers and LCCACA Leader DuesAction PlanningRecord and report your trips as a leader!



Common Questions



Question: How do I become a Leader Trainer or Leader Trainer Educator?

Answer: It depends on your current certification / course reporting.

IT/ITEs - Attend a Trainer Orientation Session in April (4 session) or follow-up LTE lead session.

- **Instructors who have reported CPL or TL courses** - Complete LT Registration Form, Attend Virtual Session, Co-Teach with LT or Peer, Virtual LTE Mentorship, LT Application
- **Instructors who have not reported CPL or TL courses** - Complete LT Registration Form, Attend Virtual Session, Co-Teach/Lead Teach, LTE Mentorship, LT Application.
- **Certified Leaders** - Complete LT Registration Form, Attend Virtual Session, Co-Teach/Lead Teach, LTE Mentorship, LT Application.

Question: How do Assessed Trip Leaders gain certification?

Answer: They can earn certification by challenging the exam (LCE) portion of the course. This applies to paddlers who have earned their Trip Leader Assessment in the past 6 years.

Question: When does the current trip leader assessment program end and what is happening to PSF - Paddlesports Safety Facilitator?

Answer: This is still being discussed, sometime between Jan 1 - Dec 31, 2026. There are no changes to PSF at this time and the program will continue as is.

Question: How does the my current IT/ITE certification translate to the new LT/LTE certification?

Answer: You register and participate in a trainer orientation. Once this is reported you earn the following new certification(s) based on your existing certification(s):

- **Community Paddlesports Leader Trainer / Educator**
 - L2 IT/ITE in any paddling discipline.
- **River Leader Trainer / Educator**
 - L3 IT/ITE in River Kayak, River Canoe, Raft, Pakraft, or River SUP
- **Advanced River Leader Trainer / Educator**
 - L4 IT/ITE in River Kayak, River Canoe, Raft, Pakraft, or River SUP (or)
 - L5 IT/ITE in River Kayak, River Canoe, Raft, Pakraft, or River SUP
- **Coastal Leader Trainer / Educator**
 - L3 IT/ITE in Coastal Kayak, Canoe, or Coastal SUP
- **Advanced Coastal River Leader Trainer / Educator**
 - L4 IT/ITE in Coastal Kayak
 - L5 IT/ITE in Coastal Kayak

You may deliver any course up to your level of certification.

Question: The Leader Criteria documents show prerequisites. What are they required for these Leaders & Guide Certifications.

Answers:

- 1. There are both Skills Assessment Requirements and First Aid Requirements.**
- 2. They are in place to ensure the baseline technical skills & knowledge for candidates to be successful members of the course.**
- 3. They allow LT/LTEs to focus on the Leadership Content**

Question: What is the “Hybrid Course Format”?

Answer: This course format will be available in 2026. This course combines *SKILLS TRAINING and LEADERSHIP DEVELOPMENT/CERTIFICATION*. It does not require a formal skills assessment as skills training is included in the course.

	Community Paddlesport Leader	Paddlesports Leader	Advanced Paddlesports Leader	Paddlesports Guide	Advanced Paddlesports Guide
Skill Req't	None (Hybrid skills offering or existing L1+ L2 skill assessment)	<p>None (Hybrid skills offering or</p> <p>River Any ACA L2 "Essentials of" Skills Assessment including River Kayaking, Sit-on-Top River Kayaking, SUP, River Canoeing, Paddle Rafting, Oar Rafting, or River Packrafting (or) Any ACA L3 Skills Assessment including River Kayaking, River SUP, River Canoeing, Paddle Rafting, Oar Rafting, or River Packrafting</p> <p>Coastal Any ACA L2 "Essentials of" Skills Assessment including Kayak Touring, Sit-on-Top Kayak Touring, SUP, Canoe Touring, Sit-on-Top Surf Kayaking, or Surf Ski (or)</p> <p>Any ACA L3 Skills Assessment including Coastal Kayaking, Sit-on-Top Coastal Kayaking, Coastal SUP, or Suf SUP</p>	<p>River Any ACA L3 Skills Assessment including River Kayaking, River SUP, River Canoeing, Paddle Rafting, Oar Rafting, or River Packrafting (or)</p> <p>Any ACA L4 Skills Assessment including Whitewater Kayaking, Whitewater SUP, Whitewater Canoeing, Whitewater Paddle Rafting, Whitewater Oar Rafting, or Whitewater Packrafting (or)</p> <p>Any ACA L5 Skills Assessment including Adv. Whitewater Kayaking, Adv. Whitewater SUP, Adv. Whitewater Canoeing, Adv. Whitewater Paddle Rafting, or Adv. Whitewater Oar Rafting</p> <p>Coastal L3 Coastal Kayak Skills Assessment, L3 Sit-On-Top Coastal Kayak Skills Assessment (or)</p> <p>L4 Open Water Coastal Kayak Skills Assessment (or)</p> <p>L5 Advanced Open Water Coastal Kayak Skills Assessment</p>	<p>River Any ACA L2 "Essentials of" Skills Assessment including River Kayaking, SUP, River Canoeing, Paddle Rafting, Oar Rafting, or River Packrafting (or)</p> <p>Any ACA L3 Skills Assessment including River Kayaking, River Canoeing, Paddle Rafting, Oar Rafting, or River Packrafting</p> <p>Coastal Any ACA L2 "Essentials of" Skills Assessment including Kayak Touring, SUP, Canoe Touring, or Surf Ski (or)</p> <p>Any ACA L3 Skills Assessment including Coastal Kayaking, Sit-On-Top Coastal Kayaking or Coastal SUP</p>	<p>River Any ACA L4 Skills Assessment including Whitewater Kayaking, Whitewater SUP, Whitewater Canoeing, Whitewater Paddle Rafting, Whitewater Oar Rafting, or Whitewater Packrafting (or)</p> <p>Any ACA L5 Skills Assessment including Adv. Whitewater Kayaking, Adv. Whitewater SUP, Adv. Whitewater Canoeing, Adv. Whitewater Paddle Rafting, or Adv. Whitewater Oar Rafting Skills Assessment</p> <p>Coastal L3 Coastal Kayak Skills Assessment (or)</p> <p>L4 Open Water Coastal Kayak Skills Assessment (or)</p> <p>L5 Advanced Open Water Coastal Kayak Skills Assessment</p>

Question: What are “Environments” and how to they differ from “Disciplines”?

Answer: The curriculum is arranged in environments - River and Coastal. River includes all of the ACA river disciplines while Coastal includes Canoe, Coastal Kayak and Coastal SUP. The environment approach shifts the emphasis from Instruction / Teaching technical skills to leading different craft that may be in the same environment.

Question: What is the multi-craft aspect of these courses all about?

Answer: A flexible certification.

- **Allows certified leaders and guides to lead mixed craft groups.**
- **Creates efficiency for the certified leader in that they can move from job-to-job without having to take another certification.**
- **More potential participants for LTs and LTE = More financially viable courses.**

Question: What do candidates need to do in multiple craft

Answer: Perform a rescue. There is not a prerequisite for skills assessments in multiple craft.

	Community Paddlesport Leader	Paddlesports Leader	Advanced Paddlesports Leader	Paddlesports Guide	Advanced Paddlesports Guide
Other Req't	None	- Urban First Aid+CPR or higher River A minimum SWR Skills Assessment of L2 Essentials of River Safety and Rescue.	- Wilderness First Aid or higher. River A minimum SWR Skills Assessment of L4 Swiftwater Rescue.	- Wilderness First Aid or higher. River A minimum SWR Skills Assessment of L3 Swiftwater Rescue.	- Wilderness First Responder or higher. River A minimum SWR Skill Assessment of L4 Swiftwater Rescue.
Course Environment + Conditions	Calm Protected Waters w/constant access to landing areas within 0.25 miles from shore.	River: Moving water on rivers including class I-II sections Coastal: Large lakes or coastal waters with some exposure to conditions and regular access to landing areas and within 1.5 nautical miles (~2.8 km / ~1.75 miles) from shore. Assessed in winds to 8-12 knots, waves and surf to 1-2 feet, and tidal current to 1-2 knots.	River: Location with moving water on rivers including class III-IV sections. Coastal: Large Lake or Coastal Waters with Exposure to Wind and Waves, Winds of 14-20 knots, waves and surf to 2-4 feet, breaks of 2-4 feet, and tidal current 2-4 Knots.	River: Location with moving water on rivers including class I-II sections. Coastal: Large Lakes or Coastal Waters with some exposure to conditions and regular access to landing areas within 1.5 miles from shore and winds of 10-15 knots, waves of 1-2 Feet, surf of 1-2 Feet, and tidal current of 1-2 knots.	River: Location with moving water on rivers including class III - IV sections. Coastal: Large Lakes or Coastal Waters with some exposure to conditions and regular access to landing areas within 3 miles from shore with winds of at least 15 knots, waves of a least 3 feet (1 meter), surf of at least 3 feet (1 meter), tidal Current of at least 3.5 knots.

Question: What will be covered in the Trainer Orientations?

Answer: Trainer orientations will include these topics:

- **Shift in Approach**
- **Key differences & Similarities**
- **Course Requirements**
- **Areas Curriculum is adaptable to locations, candidates, trainer preferences**
- **Use of Workbooks & Resources**
- **Onboarding other ITs/ITEs**
- **Breakout discussions**

Question: How to I become a Guide Trainer / Guide Trainer Educator

1. **Become a Leader Trainer / Leader Trainer Educator**
2. **Complete the Guide Trainer Application.**
3. **Attend a Guide Trainer Orientation.**
4. **Co-Teach Your First Course with another Leader Trainer or Educator.**
5. **Submit your course report for review by Standards Committee**

Guide Trainer Application is highly focused on backcountry leadership experience and experience on multi-day paddling trips.



Open Question Period





Implementation Plan

(Tactical plan for transitioning from existing to new offerings)

***Note: Does not include full communication plan which will need to be defined in fall quarter.**

Leader Trainer Onboarding Overview

Goals:

1. **Transition our existing Instructor Trainers, Educators and Trip Leader Training Providers.**
2. **Present Instructors with Opportunities to offer Leader Certification Courses**
3. **Honor perspective that “Leader Pathway” should have lesser expectation than “Instructor Pathway”**

IT/ITE > LT/LTE. Virtual orientation sessions for *existing IT/ITEs*.. Those who chose to participate in the sessions will be LT/LTEs.

Instructors who’ve provided CPL/Trip Leader Training courses > LT. Instructors who *have reported* coastal kayak trip leader courses (107 CK Instructors), river kayak day trip leader courses (9 river RK instructors), or river canoe day trip leader courses (9 RC instructors). These personnel can become Leader Trainers through a process including virtual training, co-teaching 1st course with an peer or LT, and a virtual LTE mentorship.

Instructors with no reported Trip Leader Training Courses > LT. Instructors who *have not reported* any trip leader training courses can become Leader Trainers through a process including virtual training, co-teach and lead teach, and a virtual LTE mentorship.

Leaders who become certified in the new programs > LT. Newly certified leaders can become Leader Trainers through a process similar to the current ITC process. Process includes a Leader Trainer Workshop, co-teach and lead-teach, and a LTE mentorship. Alternatively, they can also become instructors, co and lead teach, and an LTE mentorship.

Existing Leaders. Existing Coastal Kayak Trip Leaders, River Kayak Day Trip Leaders and River Canoe Day Trip Leaders can earn the certification by challenging the exam portion of the course.

Implementation Plan

	Wave 1	Wave 2	Wave 3	Wave 4	Wave 5
Time Period	April 2025	May 1 - June 15 2025	May 2025 & Onward	June 2025 & Onward	2026 & Beyond
Audience	First wave of current ITs, ITEs .	Second wave of ITs and ITEs who were not able to attend April onboarding session.	Instructors who have reported CPL or Trip Leader Courses	Instructors that want to become Trip Leader trainers.	Leaders who want to become trainers.
Facilitators	Anna Levesque Jake Taylor Ryan Rushton Trey Rouss	LTEs who went through 1st Wave onboarding.	LTs and LTEs who went through Waves 1 or 2 of onboarding.	Leader Trainer Educators	Leader Trainer Educators

Leader Track: ITs/ITEs certified to Leader Trainer

Wave 1 and Wave 2:
April - June 2025

Audience: ITs and ITEs that want to become Leader Trainers.

Facilitators: Anna, Trey, Ryan, Jake, first wave and then trained LTES can train other ITs and ITEs.

	Existing Qualification	Trainer Onboarding	Certified to
CPL Trainers	L2 IT or ITE Any Discipline	<ul style="list-style-type: none"> 2 Hr Virtual Onboarding Session 	CPL Courses.
River Leader Trainers	L3 IT or ITE - River Kayak, River Canoe, or River SUP + Safety/Rescue	<ul style="list-style-type: none"> 2 Hr Virtual Onboarding Session 	River Leader Courses and CPL Courses.
Coastal Leader Trainers	L3 IT or ITE - Coastal Kayak, Canoe, or Coastal SUP	<ul style="list-style-type: none"> 2 Hr Virtual Onboarding Session 	Coastal Leader Courses and CPL Courses.
Advanced River Leader Trainers	L4 or L5 IT or ITE - River Kayak, River Canoe, or River SUP Safety-Rescue	<ul style="list-style-type: none"> 2 Hr Virtual Onboarding Session 	Advanced River Leader Courses, River Leader Courses, and CPL Courses.
Advanced Coastal Leader Trainer	L4 or L5 IT or ITE - Coastal Kayak	<ul style="list-style-type: none"> 2 Hr Virtual Onboarding Session 	Advanced Coastal Leader Courses, Coastal Leader Courses, and CPL Courses.

Leader Track: ITs/ITEs certified to Leader Trainer

	Existing Qualification	Trainer Onboarding	Certified to
CPL Trainers	L2 IT or ITE Any Discipline	<ul style="list-style-type: none">• 2 Hr Virtual Onboarding Session	CPL Courses.
River Leader Trainers	L3 IT or ITE - River Kayak, River Canoe, or River SUP + Safety/Rescue	<ul style="list-style-type: none">• 2 Hr Virtual Onboarding Session	River Leader Courses CPL Courses.
Coastal Leader Trainers	L3 IT or ITE - Coastal Kayak, Canoe, or Coastal SUP	<ul style="list-style-type: none">• 2 Hr Virtual Onboarding Session	Coastal Leader Courses CPL Courses.
Advanced River Leader Trainers	L4 or L5 IT or ITE - River Kayak, River Canoe, or River SUP Safety-Rescue	<ul style="list-style-type: none">• 2 Hr Virtual Onboarding Session	Advanced River Leader Courses River Leader Courses CPL Courses.
Advanced Coastal Leader Trainer	L4 or L5 IT or ITE - Coastal Kayak	<ul style="list-style-type: none">• 2 Hr Virtual Onboarding Session	Advanced Coastal Leader Courses, Coastal Leader Courses, and CPL Courses.

Leader Track: Instructors who have reported leading existing CPL and/or Trip Leader trainings and assessments.

Wave 3:

May 2025 & Onward

Audience: Instructors who have reported CPL and/or existing trip leader trainings and assessments.

Trainers: Existing LTs and LTEs (Slide 4)

Current Offering	Current Provider Cert	Activities to Gain New Certification	Certified to
Community Paddlesport Leader	L2 Instructors (any discipline) who have conducted existing CPL.	<ul style="list-style-type: none"> Secondary skill assessment (L2) Virtual training Co-lead First Course (can be with peer or LT/LTE) Submit a mentor (LT/LTE) review course prior and afterwards. 	<p>Train & Certify CPL.</p> <p>Will have CPLT Certification</p>
L2 and L3 Coastal Kayak Trip Leader (107 coastal kayak instructors)	L3 and L4 Coastal Kayak Instructors who have the L3 or L4 trip leader endorsement, have conducted and reported L2 or L3 CK Trip Leader Trainings and Assessments	<ul style="list-style-type: none"> Secondary skill assessment or instructor cert (L3) Virtual training Co-lead First Course (can be with peer or LT/LTE) Submit a mentor (LT/LTE) review course prior and afterwards. 	<p>Train & Certify Coastal Leaders and CPL.</p> <p>Will have Coastal Leader Trainer Certification</p>
L4 Open Water Coastal Kayak Trip Leader (107 coastal kayak instructors)	L4+L5 Instructors who have L4 trip leader endorsement, have conducted and reported L4 CK Trip Leader Trainings and Assessments	<ul style="list-style-type: none"> Virtual training Co-lead First Course (can be with peer or LT/LTE) Submit a mentor (LT/LTE) review course prior and afterwards. 	<p>Train & Certify Advanced Coastal Leaders and lower.</p> <p>Will have Advanced Coastal Leader Trainer Certification</p>
River Kayak Day Trip Leader (9 river kayak instructors)	River Kayak Instructors who have the trip leader endorsement and have conducted and reported River Kayak Day Trip Leader Courses.	<ul style="list-style-type: none"> SWR Virtual training Co-lead First Course (can be with peer or LT/LTE) Submit a mentor (LT/LTE) review course prior and afterwards. 	<p>Train & Certify River Leaders and CPL</p> <p>Will have River! Leader Trainer Certification</p>
River Canoe Day Trip Leader (9 river canoe instructors)	River Canoe Instructors who have the trip leader endorsement and have conducted and reported River Canoe Day Trip Leader Courses.	<ul style="list-style-type: none"> SWR Virtual training Co-lead First Course (can be with peer or LT/LTE) Submit a mentor (LT/LTE) review course prior and afterwards. 	<p>Train & Certify River Paddlesport Leaders and CPL</p> <p>Will have River! Leader Trainer Certification</p>

Leader Track: Certified Instructor to Leader Trainer

Wave 4:

June 2025 & Onward

Audience: Instructors that want to become Trip Leader trainers.

Trainers: Folks who undertook 1st or second wave trainer onboarding.

Current Offering	Existing Qualification	Process	Trainer onboarding	Certified to
CPL Trainers	L2 Instructor - Any Discipline	Application & Resume*	<ul style="list-style-type: none"> Virtual Course AND 1 course co-teach and submit a mentor(LT/LTE) review course prior and afterwards. Or 1 course lead teach (with LTE) 	Train & Certify CPL.
River Leader Trainers	L3 Instructor - Any river discipline Safety-Rescue requirement.	Application & Resume*	<ul style="list-style-type: none"> Virtual Course 1 course co-teach 1 course lead teach Submit a mentor(LT/LTE) review course prior and afterwards. 	Train & Certify River Leaders and CPL
Coastal Leader Trainers	L3 Instructor - Any coastal discipline Secondary skill assessment or take multi-craft rescue teaching video	Application & Resume*	<ul style="list-style-type: none"> Virtual Course 1 course co-teach 1 course lead teach Submit a mentor(LT/LTE) review course prior and afterwards. 	Train & Certify Coastal Leaders and CPL
Advanced River Leader Trainers	L4 or L5 Instructor - River Kayak, River Canoe, or River SUP Safety-Rescue requirement.	Application & Resume*	<ul style="list-style-type: none"> Virtual Course 1 course co-teach 1 course lead teach Submit a mentor(LT/LTE) review course prior and afterwards. 	Train & Certify Advanced River Leaders and lower.
Advanced Coastal Leader Trainer	L4 or L5 IT or ITE - Coastal Kayak Secondary skill assessment or take multi-craft rescue teaching video	Application & Resume*	<ul style="list-style-type: none"> Virtual Course 1 course co-teach 1 course lead teach Submit a mentor(LT/LTE) review course prior and afterwards. 	Train & Certify Advanced Coastal Leaders and lower.

Leader Track: Leader certified to Trainer

Wave 5: 2026 & Beyond

Audience: Leaders who want to become trainers.

Trainers: Individuals who were onboarded during waves 1-3

* To become a trainer (excluding wave 1-3), one must complete a leader course.

Certification Title	Requirements to become a trainer	Certified to
CPL Certified Leaders	Discipline skill assess req't. Leader trainer workshop OR Become L2 instructor. Co-teach and lead teach req't.	Train and certify CPLs
PL Certified Leaders	Discipline skill assess req't. Leader trainer workshop OR Become (discipline req't) instructor. Co-teach and lead teach req't.	Train and certify PLs, CPLs
APL certified Leaders	Discipline skill assess req't. Leader trainer workshop OR Become (discipline req't) instructor. Co-teach and lead teach req't.	Train and certify APLs, PLs, and CPLs

Leader Track: Existing Leaders to New Leaders

Current Offering	Current Cert	Activities to Gain New Certification	Certified To
Community Paddlesport Leader	CPL	Online Update Module	Lead under new CPL operating limits.
Coastal Trip Leader	L2, L3, L4	Online Update Module and Challenge Exam OR Online Update Module and co-lead a trip with certified Leader Trainer	L2 - New CPL L3 - Coastal Leader L4 - Adv. Coastal Leader.
River Canoe or Kayak Trip Leader	Trip Leading Skills Course and Assessment	Online Update Module, SWR Assessment and Challenge Exam OR Online Update Module, SWR Assessment and Co-leading with certified Leader Trainer	River Leader
SUP	Day Trip Leader	Online Update Module and Challenge Exam OR Online Update Module and Co-leading with certified Leader Trainer	PL

Guide Track: Leader Trainers/Educator to Guide Trainer/Educator

Guide Trainer:

May 2025 Onward

Audience: LT/LTEs who want to become Guide Trainers/Educators

Application/Resume: Focuses on Backcountry Paddling Leadership Experience.

Process:

1. Become and LT/LTE (Wave 1)
2. Attend Virtual Orientation
3. Peer-to-Peer Teach 1st Course

* Application & Resume will focus on trainer's history of leading multi-day backcountry trips in the applied for environment. A committee will need to be formed to create the application and review applications/resumes..

** Prospective guide trainers will deliver their first training and assessment courses with either (1) another prospective guide trainer or (2) an established guide trainer.

Certification	Existing Qualification	Process	Onboarding	Certified to
River Guide Trainer / Educator	River Leader Trainers & Educators	Application & Resume*	2 Hrs Virtual Orientation.. Co-Lead First Program** & Share Course Feedback	River Guide Training & Assessment
Coastal Guide Trainer / Educator	Coastal Leader Trainers & Educators	Application & Resume*	2 Hrs Virtual Orientation.. Co-Lead First Program** & Share Course Feedback	Coastal Guide Training & Assessment
Advanced River Guide Trainer / Educator	Advanced River Leader Trainers & Educators	Application & Resume*	2 Hrs Virtual Orientation.. Co-Lead First Program** & Share Course Feedback	Advanced River Guide Training & Assessment
Advanced Coastal Guide Trainer / Educator	Advanced Coastal Leader Trainers & Educators	Application & Resume*	22 Hrs Virtual Orientation.. Co-Lead First Program** & Share Course Feedback	Advanced Coastal Guide Training & Assessment